



BlackSwan Indexes: Minimize Volatility & Maintain Upside

January 20, 2022

Author: Roxanna Islam, CFA

With high annual equity returns in 2021 on top of several years of strong performance, investors may have grown accustomed to higher portfolio returns. But as the Fed starts taking action to temper inflation, some investors are worried about a market pullback and whether their portfolios can tolerate another downturn. More importantly, the concern over high equity prices is not limited to when exactly values will decline—but whether investors have become overly optimistic and are no longer prepared for market losses. Several years of gains have perhaps conditioned investors to expect continued market strength, which could mean some financial plans have been built too optimistically in terms of assumptions for market returns.

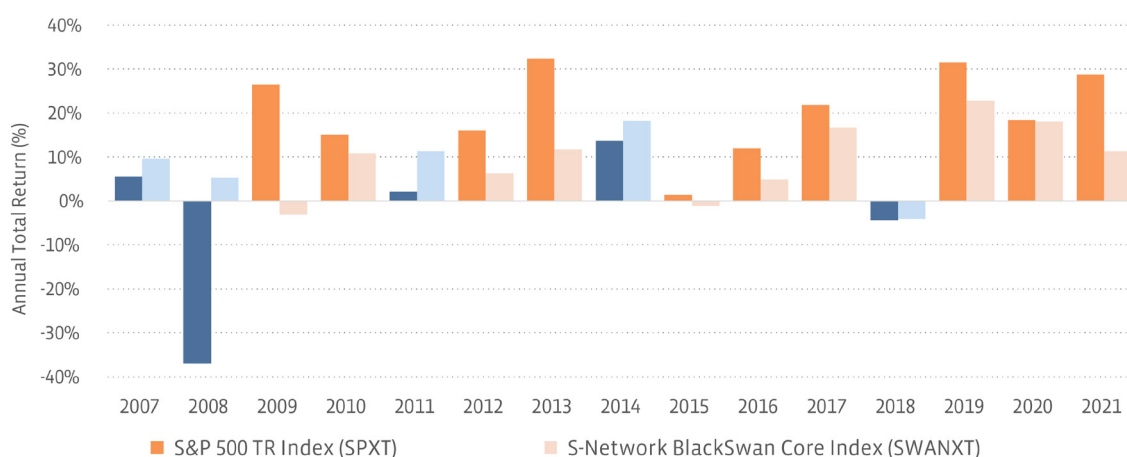
The [S-Network BlackSwan Indexes](#) were designed to protect capital against Black Swan events (i.e., rare and unpredictable market events that could have an adverse impact on investor portfolios). The index family contains three indexes that minimize volatility through a 90% allocation to U.S. Treasuries, while a 10% allocation to in-the-money call options offers participation in equity appreciation of a particular index strategy. The core domestic strategy, the [S-Network BlackSwan Core Index](#) (SWANXT), uses call options on the SPDR S&P 500 ETF Trust (SPY) which tracks the S&P 500 Index (SPX). The [S-Network International BlackSwan Index](#) (ISWNXT) uses call options on the iShares MSCI EAFE ETF (EFA) which tracks the MSCI EAFE Index (MXEA). The [S-Network BlackSwan Tech & Treasury Index](#) (QSWNXT) uses call options on the Invesco QQQ Trust (QQQ) which tracks the Nasdaq-100 (NDX).

In the event of a market pullback, the BlackSwan Indexes could help reduce downside risk.

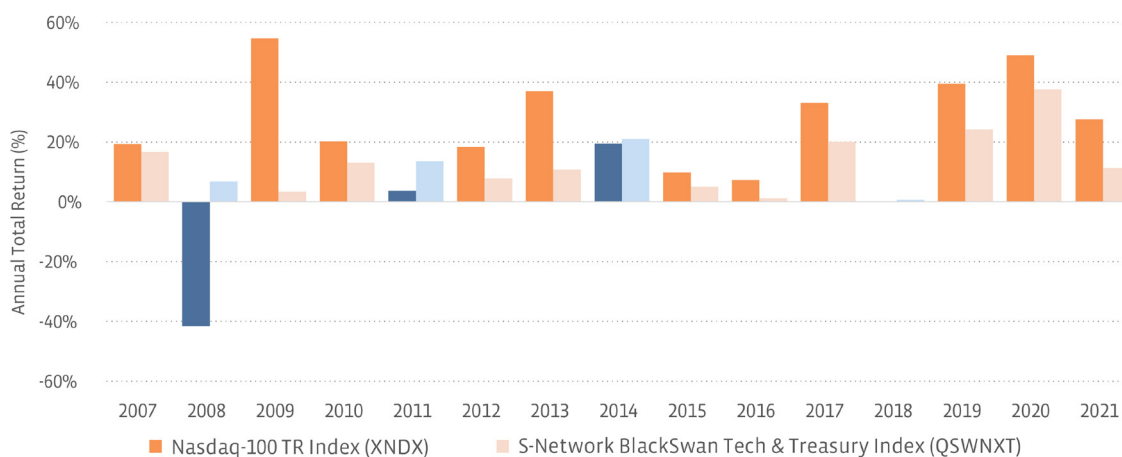
While true Black Swan events are impossible to predict, there are many market disruptions that could throw a wrench into 2022 outlooks. As discussed more below, uncertainty this year stems from inflation, rising interest rates, and the continued effects of COVID-19. Despite these potential issues, there is still a case for broad equity market exposure, but investors who have a cautious view on equities may want a strategy that can minimize downside while participating in market gains.

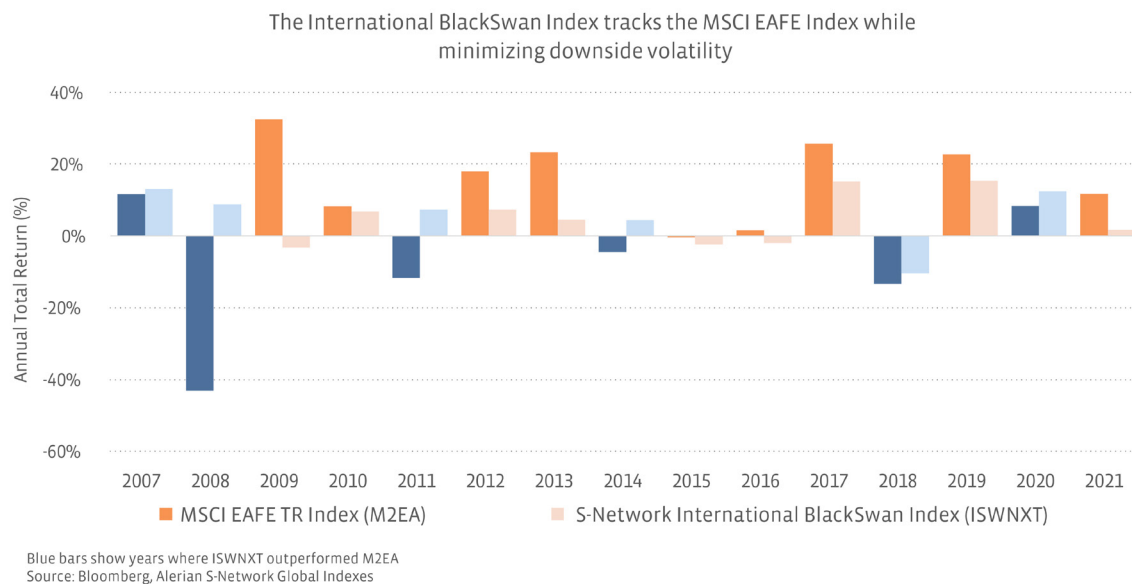
The BlackSwan Indexes help mitigate losses in times of extreme market turmoil (e.g., 2008 financial crisis and 2020 global pandemic). As shown below, all three BlackSwan Indexes outperformed relative to the benchmark index during years where equities had weak performance (2008, 2011, 2014, and 2018). These strategies may lag when markets are exceptionally strong, but the tradeoff to preserve capital during a market downturn may make the approach more desirable for a risk-averse investor.

The BlackSwan Core Index tracks the S&P 500 Index while minimizing downside volatility



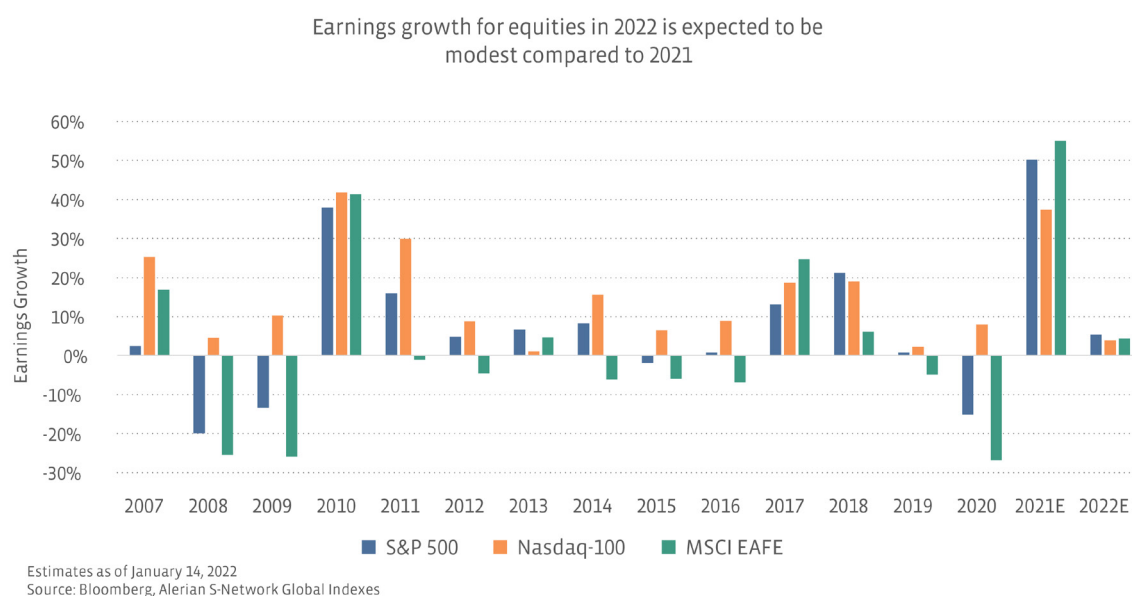
The BlackSwan Tech & Treasury Index tracks the Nasdaq-100 Index while minimizing downside volatility





Why be cautious in 2022? Earnings growth likely less supportive.

Valuations (measured by forward P/E ratios) of broad equities have been trading above historical levels, and higher equity prices have been supported by strong corporate earnings. Although earnings growth is expected to be positive in 2022, the rate of expected growth is very modest compared to 2021 when earnings staged a strong recovery after a challenging 2020. Much of the strength in 2021 corporate earnings can be attributed to large technology companies which benefited from both the acceleration of the digital transformation and strong consumer spending. (Information technology is the largest sector in both the S&P 500 and the Nasdaq-100 with a 29% and 56% portfolio weighting, respectively as of year-end 2021.)

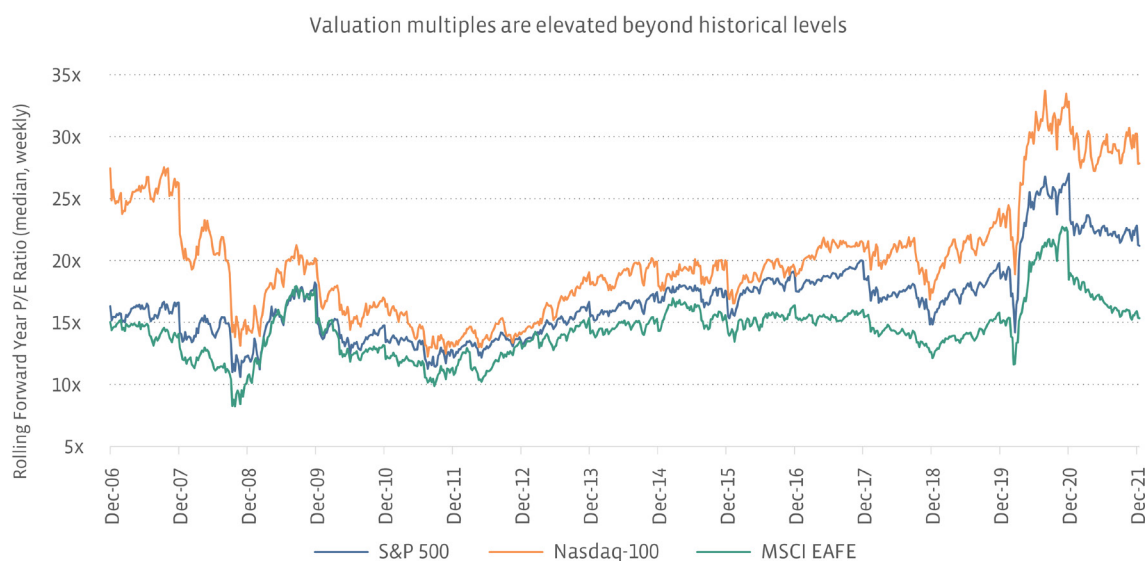


Additionally, strong consumer spending will likely be less of a growth driver for 2022. Consumer strength in 2021 was propped up by several rounds of stimulus checks and COVID-19 unemployment benefits. Consumers are now dealing with high levels of inflation from supply chain disruptions, which show up as higher prices. More people may be encouraged to wait out higher prices and longer shipping times from supply chain disruptions by either rethinking or delaying purchases.

Recent equity strength may be driving misalignment between risk appetite and risk tolerance.

In response to inflation, the Fed has started to wind down pandemic stimulus to stop the economy from overheating. Previously, the Fed referred to inflation as “transitory.” But in recent meetings, they have shifted their tone by saying that controlling inflation is their “most important task.” The Fed has already commenced scaling down asset purchases and expects to raise interest rates three (possibly four) times in 2022, which is expected to start as early as March. Generally, higher interest rates are bad for stocks. First of all, higher interest rates will increase the cost of borrowing for corporations, which can reduce earnings growth. Higher interest rates can also decrease the attractiveness of equities compared to bonds (e.g., less attractive yields). Additionally, companies are often valued on their future cash flows, which are discounted by interest rates—discounting by a higher interest rate will lead to a lower perceived value.

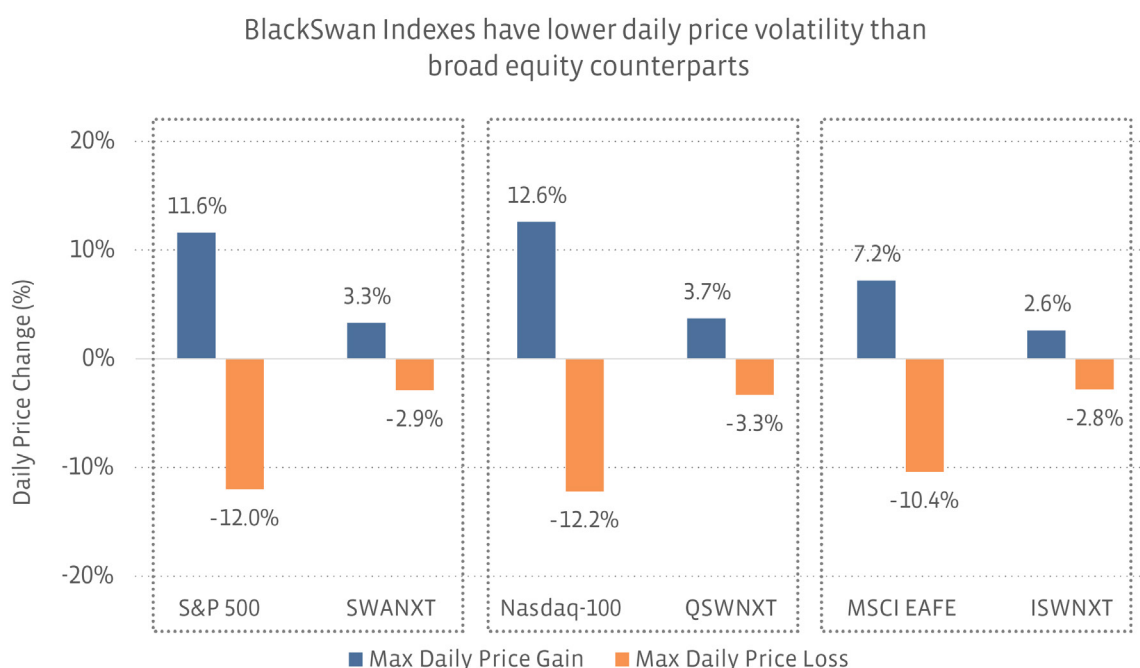
The Fed has been addressing stretched valuations since its May 2021 Financial Stability Report. In its November 2021 report, it emphasized again that “asset prices may be vulnerable to significant declines should risk appetite fall.” With the possibility of significant price declines, all three BlackSwan Indexes provide a useful strategy for investors to better align risk appetite with risk tolerance by participating in equity gains without risking significant portfolio losses.



Source: Bloomberg, Alerian S-Network Global Indexes

Investors can lessen the fear of short-term price fluctuations while still participating in equity upside.

Some investors may have portfolios which cannot afford short-term price fluctuations, and others may not want the stress of watching their investment value shift drastically from day-to-day. In addition to minimizing long-term downside risk, the BlackSwan indexes can also help prevent large short-term price fluctuations, which may ease some portfolio anxiety in an uncertain market environment.



Data for SPXT and SWANXT from 12/6/05 - 12/31/21; XNDX and QSWNXT from 12/6/06 - 12/31/21; M2EA and ISWNXT from 5/25/10 - 12/31/21
Source: Bloomberg, Alerian S-Network Global Indexes

Bottom Line:

The market is already difficult to predict, but Black Swan events like the COVID-19 pandemic are almost impossible to foresee and can poke holes in an otherwise sound investment strategy. Risk-averse investors and investors closer to the distribution stage of their portfolios may consider the Swan family of indexes as a method to participate in equity appreciation while reducing downside volatility compared to a direct equity allocation.

The SWANXT Index is the underlying index for the Amplify BlackSwan Growth and Treasury Core ETF (SWAN).

The ISWNXT Index is the underlying index for the Amplify BlackSwan ISWN ETF (ISWN).

The QSWNXT Index is the underlying index for the Amplify BlackSwan Tech & Treasury ETF (QSWN).

Disclaimers

This Document Is Impersonal and Not a Solicitation. In jurisdictions where Alerian, S-Network Global Indexes, or their affiliates do not have the necessary licenses, this document does not constitute an offering of any security, product, or service. Alerian and S-Network Global Indexes receive compensation in connection with licensing its indices to third parties. All information provided by Alerian and S-Network Global Indexes in this document is impersonal and not customized to the specific needs of any entity, person, or group of persons. Alerian, S-Network Global Indexes, and their affiliates do not endorse, manage, promote, sell, or sponsor any investment fund or other vehicle that is offered by third parties and that seeks to provide an investment return linked to or based on the returns of any Alerian or S-Network Global Indexes index.

No Advisory Relationship. Alerian and S-Network Global Indexes are not investment advisors, and Alerian, S-Network Global Indexes, and their affiliates make no representation regarding the advisability of investing in any investment fund or other vehicle. This document should not be construed to provide advice of any kind, including, but not limited to, tax and legal.

You Must Make Your Own Investment Decision. It is not possible to invest directly in an index. Index performance does not reflect the deduction of any fees or expenses. Past performance is not a guarantee of future returns. You should not make a decision to invest in any investment fund or other vehicle based on the statements set forth in this document, and are advised to make an investment in any investment fund or other vehicle only after carefully evaluating the risks associated with investment in the investment fund, as detailed in the offering memorandum or similar document prepared by or on behalf of the issuer. This document does not contain, and does not purport to contain, the level of detail necessary to give sufficient basis to an investment decision. The addition, removal, or inclusion of a security in any Alerian or S-Network Global Indexes index is not a recommendation to buy, sell, or hold that security, nor is it investment advice.

No Warranties. The accuracy and/or completeness of any Alerian or S-Network Global Indexes index, any data included therein, or any data from which it is based is not guaranteed by Alerian or S-Network Global Indexes, and it shall have no liability for any errors, omissions, or interruptions therein. Alerian and S-Network Global Indexes make no warranties, express or implied, as to results to be obtained from use of information provided by Alerian and S-Network Global Indexes and used in this service, and Alerian and S-Network Global Indexes expressly disclaim all warranties of suitability with respect thereto.

Limitation of Liability. While Alerian and S-Network Global Indexes believe that the information provided in this document is reliable, Alerian and S-Network Global Indexes shall not be liable for any claims or losses of any nature in connection with the use of the information in this document, including but not limited to, lost profits or punitive or consequential damages, even if Alerian and S-Network Global Indexes have been advised of the possibility of same.

Research May Not Be Current. This document has been prepared solely for informational purposes based on information generally available to the public from sources believed to be reliable. Alerian and S-Network Global Indexes make no representation as to the accuracy or completeness of this document, the content of which may change without notice. Alerian and S-Network Global Indexes expressly disclaim any obligation to update the contents of this document to reflect developments in the energy Master Limited Partnership sector. The methodology involves rebalancings and maintenance of indices that are made periodically throughout the year and may not, therefore, reflect real-time information.

Linked Products. Alerian and S-Network Global Indexes licenses its indexes to third parties for the creation of investment funds or other vehicles. Alerian and S-Network Global Indexes are not responsible for the information on these websites or for anything that they provide.

Policies and Procedures. Analytic services and products provided by Alerian and S-Network Global Indexes are the result of separate activities designed to preserve the independence and objectivity of each analytic process. Alerian and S-Network Global Indexes have established policies and procedures to maintain the confidentiality of material non-public information received during each analytic process. Alerian, S-Network Global Indexes, and their affiliates provide a wide range of services to, or relating to, many organizations, and may receive fees or other economic benefits from these organizations.

Copyright. No Unauthorized Redistribution. Alerian and S-Network Global Indexes © 2021. All rights reserved. This document, in whole or in part, may not be redistributed, reproduced, and/or photocopied without prior written permission.

Alerian

alerian.com
info@alerian.com | 972.957.7700
3625 N. Hall St., Suite 1200, Dallas, TX 75219

S-Network Global Indexes

snetworkglobalindexes.com
info@snetworkinc.com | 972.957.7700
267 Fifth Avenue, Suite 508, New York, NY, 10016